

Name of Listed Entity: Bannari Amman Sugars Limited

Scrip Code/Name of Scrip/Class of Security: BANARISUG/500041/EQUITY

Share Holding Pattern Filed under: 31 (1) (b)

Share Holding Pattern as on : 31-Dec-2018

**Declaration:** The Listed entity is required to submit the following declaration to the extent of submission of information:-

S. No.	Particulars	Yes/No	
1	Whether the Listed Entity has issued any partly paid up shares?	No	
2	Whether the Listed Entity has issued any Convertible Securities or Warrants?	No	
3	Whether the Listed Entity has any shares against which depository receipts are issued?	No	
4	Whether the Listed Entity has any shares in locked-in?	No	
5	Whether any shares held by promoters are pledge or otherwise encumbered?	No	
6	Whether the Listed Entity has issued any differential Voting Rights?	No	



Table I - Summary Statement holding of specified securities

Category (I)	Category of shareholder (II)	Nos. of shareholders	No. of fully paid up equity shares held	No. of Partly paid-up equity shares held	No. of shares underlying Depository Receipts	Total Nos. shares held	Shareholding as a % of total no. of shares (calculated as per SCRR, 1957)	Number of Voting Rights held in each class of securities			No. of Shares Underlying Outstanding convertible securities (including warrants)	Shareholding, as a % assuming full conversion of convertible securities (as a percentage of diluted share capital)	Number of Locked in shares		Number of Shares pledged or otherwise encumbered		Number of equity shares held in dematerialized form	
		(III)	(IV)	(V)	(VI)	(IV) + (V) + (VI)	As a % of (A+B+C2)	(IX)			(X)	As a % of (A+B+C2)	(XII)		(XIII)		(XIV)	
						(VII)	(VIII)	No of Voting Rights				Total as a % of (A+B+C)	(XI) = (VII)+(X)	No. (a)	As a % of total Shares held (b)	No. (a)		As a % of total Shares held (b)
								Class eg: X	Class eg: y	Total								
A	Promoter & Promoter Group	12	7360276	0	0	7360276	58.7	7360276	0	7360276	58.7	0	58.7	0	0	0	0	7360276
B	Public	6400	5179424	0	0	5179424	41.3	5179424	0	5179424	41.3	0	41.3	0	0	0	0	4878039
C	Non Promoter-Non Public	0	0	0	0	0	0	0	0	0	0	0	0	0	0	0	0	0
C1	Shares underlying DRs	0	0	0	0	0	0	0	0	0	0	0	0	0	0	0	0	0
C2	Shares held by Employee Trusts	0	0	0	0	0	0	0	0	0	0	0	0	0	0	0	0	0
	Total	6412	12539700	0	0	12539700	100	12539700	0	12539700	100	0	100	0	0	0	0	12238315



Table II - Statement showing shareholding pattern of the Promoter and Promoter Group

S.No.	Category & Name of the Shareholders	PAN	No. of share holder	No. of fully paid up equity shares held	Partly paid up equity shares held	Nos. of shares underlying Depository Receipts	Total nos. of Shares Held (VII= (IV+V+VI))	Share holding % calculated as per SCRR, 1957	Number of Voting Rights held in each class of securities			No. of Shares Underlying Out standing Convertible securities including Warrants	Shareholding, as a % assuming full conversion of convertible securities	Number of Locked in shares		Number of shares pledged or otherwise encumbered		Number of equity shares held in dematerialized form					
									(IX)					(X)	(as a percentage of diluted share capital)	(XII)			(XIII)				
									(VIII)	No of Voting Rights						Total as a % of Total Voting rights	(XI) = (VII)+(X) as a % of A+B+C2		No. (a)	As a % of total Shares held (b)	No. (a)	As a % of total Shares held (b)	
										Class X	Class Y												Total
1	Indian																						
a	Individuals/Hindu undivided Family		5	1837535	0	0	1837535	14.65	1837535	0	1837535	14.65	0	0	0	0	0	1837535					
	BALASUBRAMANIAM S V	ABEPB2072Q		959062	0	0	959062	7.65	959062	0	959062	7.65	0	0	0	0	0	959062					
	BALASUBRAMANIAM S V - HUF	AACHS1571C		97170	0	0	97170	0.77	97170	0	97170	0.77	0	0	0	0	0	97170					
	SOUNDARAM B	AGVPS9508G		479349	0	0	479349	3.82	479349	0	479349	3.82	0	0	0	0	0	479349					
	SARAVANAN B	ADQPS5940J		175758	0	0	175758	1.4	175758	0	175758	1.4	0	0	0	0	0	175758					
	MURALI B	AABHB3093F		126196	0	0	126196	1.01	126196	0	126196	1.01	0	0	0	0	0	126196					
b	Central Government/ State Government(s)		0	0	0	0	0	0	0	0	0	0	0	0	0	0	0	0					
c	Financial Institutions/ Banks		0	0	0	0	0	0	0	0	0	0	0	0	0	0	0	0					
d	Any Other (specify)																						
	Body Corporate		7	5522741	0	0	5522741	44.04	5522741	0	5522741	44.04	0	0	0	0	0	5522741					
	SVB HOLDINGS PRIVATE LIMITED	AARCS4290G		5048013	0	0	5048013	40.26	5048013	0	5048013	40.26	0	0	0	0	0	5048013					
	ANNAMALLAI ENTERPRISE PRIVATE LIMITED	AABCA6618E		255732	0	0	255732	2.04	255732	0	255732	2.04	0	0	0	0	0	255732					
	SHIVA CARGO MOVERS PRIVATE LIMITED	AADCS8158B		106500	0	0	106500	0.85	106500	0	106500	0.85	0	0	0	0	0	106500					
	BANNARIAMMAN FINANCE PRIVATE LIMITED	AAACB8775E		87193	0	0	87193	0.7	87193	0	87193	0.7	0	0	0	0	0	87193					
	SVB ENTERPRISE PRIVATE LIMITED	AAGCS3669G		10700	0	0	10700	0.09	10700	0	10700	0.09	0	0	0	0	0	10700					
	BANNARI AMMAN ENTERPRISES PRIVATE LIMITED	AACCB0881D		9703	0	0	9703	0.08	9703	0	9703	0.08	0	0	0	0	0	9703					
	KERALA ALCOHOLIC PRODUCTS PRIVATE LIMITED	AAACK9860F		4900	0	0	4900	0.04	4900	0	4900	0.04	0	0	0	0	0	4900					
	Sub-Total (A)(1)		12	7360276	0	0	7360276	58.7	7360276	0	7360276	58.7	0	0	0	0	0	7360276					
2	Foreign		0	0	0	0	0	0	0	0	0	0	0	0	0	0	0	0					
a	Individuals (Non-Resident Individuals/ Foreign Individuals)		0	0	0	0	0	0	0	0	0	0	0	0	0	0	0	0					
b	Government		0	0	0	0	0	0	0	0	0	0	0	0	0	0	0	0					
c	Institutions		0	0	0	0	0	0	0	0	0	0	0	0	0	0	0	0					
d	Foreign Portfolio Investor		0	0	0	0	0	0	0	0	0	0	0	0	0	0	0	0					
e	Any Other (specify)		0	0	0	0	0	0	0	0	0	0	0	0	0	0	0	0					
	Sub-Total (A)(2)		0	0	0	0	0	0	0	0	0	0	0	0	0	0	0	0					
	Total Shareholding of Promoter and Promoter Group (A) = (A)(1)+(A)(2)		12	7360276	0	0	7360276	58.7	7360276	0	7360276	58.7	0	0	0	0	0	7360276					





Table III - Statement showing shareholding pattern of the Public shareholder

S.No.	Category & Name of the Shareholders	PAN	No. of shareholder	No. of fully paid up equity shares held	Partly paid up equity shares held	Nos. of shares underlying Depository Receipts	Total nos. of Shares Held (VII= (IV+V+VI))	Share holding % calculated as per SCRR, 1957	Number of Voting Rights held in each class of securities				No. of Shares Underlying Outstanding Convertible securities (including Warrants)	Total shareholding, as a % assuming full conversion of convertible securities (as a percentage of diluted share capital)	Number of Locked In shares		Number of shares pledged or otherwise encumbered		Number of equity shares held in dematerialized form			
									As a % of (A+B+C2)	(IX) No of Voting Rights					Total as a % of Total Voting rights	(X)	(XI)	(XII)		(XIII)		
										Class X	Class Y	Total						No. (a)		As a % of total Shares held (b)	No. (Not applicable)	As a % of total Shares held (Not applicable) (b)
1	Institutions																					
a	Mutual Funds		2	2688	0	0	2688	0.02	2688	0	2688	0.02	0	0.02	0	0			2588			
b	Venture Capital Funds		0	0	0	0	0	0	0	0	0	0	0	0	0	0			0			
c	Alternate Investment Funds		0	0	0	0	0	0	0	0	0	0	0	0	0	0			0			
d	Foreign Venture Capital Investors		0	0	0	0	0	0	0	0	0	0	0	0	0	0			0			
e	Foreign Portfolio Investors		11	21500	0	0	21500	0.17	21500	0	21500	0.17	0	0.17	0	0			21500			
f	Financial Institutions/Banks		1	114	0	0	114	0	114	0	114	0	0	0	0	0			114			
g	Insurance Companies		0	0	0	0	0	0	0	0	0	0	0	0	0	0			0			
h	Provident Funds/Pension Funds		0	0	0	0	0	0	0	0	0	0	0	0	0	0			0			
i	Any Other (specify)		0	0	0	0	0	0	0	0	0	0	0	0	0	0			0			
	Sub-Total (B)(1)		14	24302	0	0	24302	0.19	24302	0	24302	0.19	0	0.19	0	0			24202			
2	Central Government/ State Government(s)/ President of India		0	0	0	0	0	0	0	0	0	0	0	0	0	0			0			
	Sub-Total (B)(2)		0	0	0	0	0	0	0	0	0	0	0	0	0	0			0			
3	Non-institutions		0	0	0	0	0	0	0	0	0	0	0	0	0	0			0			
a	Individuals -		5803	3091197	0	0	3091197	24.65	3091197	0	3091197	24.65	0	24.65	0	0			2881541			
i	Individual shareholders holding nominal share capital up to Rs. 2 lakhs.		5780	987976	0	0	987976	7.88	987976	0	987976	7.88	0	7.88	0	0			828320			
ii	Individual shareholders holding nominal share capital in excess of Rs. 2 lakhs.		23	2103221	0	0	2103221	16.77	2103221	0	2103221	16.77	0	16.77	0	0			2053221			
	NEMISH S SHAH	AAEPS1165L	0	325000	0	0	325000	2.59	325000	0	325000	2.59	0	2.59	0	0			325000			
	ANUJ ANANTRAI SHETH	AAEPS8975Q	0	566244	0	0	566244	4.52	566244	0	566244	4.52	0	4.52	0	0			566244			
	NILESH KISHOR SHAH	ANTPS5205R	0	239106	0	0	239106	1.91	239106	0	239106	1.91	0	1.91	0	0			239106			
b	NBFCs registered with RBI		0	0	0	0	0	0	0	0	0	0	0	0	0	0			0			
c	Employee Trusts		0	0	0	0	0	0	0	0	0	0	0	0	0	0			0			
d	Overseas Depositories (holding DRs) (balancing figure)		0	0	0	0	0	0	0	0	0	0	0	0	0	0			0			
e	Any other (specify)		583	2063925	0	0	2063925	16.46	2063925	0	2063925	16.46	0	16.46	0	0			1972296			
	Other - Escrow Account		1	2450	0	0	2450	0.02	2450	0	2450	0.02	0	0.02	0	0			2450			



S.No.	Category & Name of the Shareholders	PAN	No. of shareholder	No. of fully paid up equity shares held	Partly paid up equity shares held	Nos. of shares underlying Depository Receipts	Total nos. of Shares Held (VII= (IV+V+VI))	Share holding % calculated as per SCRR, 1957	Number of Voting Rights held in each class of securities				No. of Shares Underlying Out standing Convertible securities including Warrants	Shareholding, as a % assuming full conversion of convertible securities	Number of Locked in shares		Number of shares pledged or otherwise encumbered		Number of equity shares held in dematerialized form				
									(IX)			(X)			(as a percentage of diluted share capital)	(XII)		(XIII)					
									(VIII)	No of Voting Rights						Total as a % of Total Voting rights	(XI) = (VII)+(X) as a % of A+B+C2	No. (a)		As a % of total Shares held (b)	No. (a)	As a % of total Shares held (b)	
										Class X	Class Y												Total
	Body Corporate		150	1706387	0	0	1706387	13.61	1706387	0	1706387	13.61	0	13.61	0	0			1706030				
	SHAMYAK INVESTMENT PRIVATE LIMITED	AAACA4348L		290241	0	0	290241	2.31	290241	0	290241	2.31	0	2.31	0	0			290241				
	GAGANDEEP CREDIT CAPITAL PVT LTD	AAACO0519R		687092	0	0	687092	5.48	687092	0	687092	5.48	0	5.48	0	0			687092				
	PRESCIENT SECURITIES PRIVATE LIMITED	AADCP0490P		215578	0	0	215578	1.72	215578	0	215578	1.72	0	1.72	0	0			215578				
	KOTAK MAHINDRA TRUSTESHIP SERVICES LIMITED	AADTM3466D		198180	0	0	198180	1.58	198180	0	198180	1.58	0	1.58	0	0			198180				
	Clearing member		9	901	0	0	901	0.01	901	0	901	0.01	0	0.01	0	0			901				
	Hindu Undivided Family		185	152187	0	0	152187	1.21	152187	0	152187	1.21	0	1.21	0	0			152187				
	IEPF		1	34821	0	0	34821	0.28	34821	0	34821	0.28	0	0.28	0	0			34821				
	Non-Resident Indian (NRI)		236	122179	0	0	122179	0.97	122179	0	122179	0.97	0	0.97	0	0			75907				
	Overseas Corporate Bodies		1	45000	0	0	45000	0.36	45000	0	45000	0.36	0	0.36	0	0			0				
	Sub-Total (B)(3)		6386	5155122	0	0	5155122	41.11	5155122	0	5155122	41.11	0	41.11	0	0			4853837				
	Total Public Shareholding (B)= (B)(1)+(B)(2)+(B)(3)		6400	5179424	0	0	5179424	41.3	5179424	0	5179424	41.3	0	41.3	0	0			4878039				

Table IV - Statement showing shareholding pattern of the Non Promoter- Non Public shareholder

S.No.	Category & Name of the Shareholders	PAN	No. of shareholder	No. of fully paid up equity shares held	Partly paid up equity shares held	Nos. of shares underlying Depository Receipts	Total nos. of Shares Held (VII= (IV+V+VI))	Share holding % calculated as per SCRR, 1957	Number of Voting Rights held in each class of securities				No. of Shares Underlying Out standing Convertible securities (including Warrants)	Total Shareholding, as a % assuming full conversion of convertible securities	Number of Locked in shares		Number of shares pledged or otherwise encumbered		Number of equity shares held in dematerialized form				
									(IX)			(X)			(as a percentage of diluted share capital)	(XII)		(XIII)					
									(VIII)	No of Voting Rights						Total as a % of Total Voting rights	(XI)	No.		As a % of total Shares held	No. (Not Applicable)	As a % of total Shares held (Not Applicable)	
										Class X	Class Y												Total
1	Custodian/DR Holder		0	0	0	0	0	0	0	0	0	0	0	0	0	0	0	0	0				
	Employee Benefit Trust (under SEBI Share based Employee Benefit Regulations, 2014)		0	0	0	0	0	0	0	0	0	0	0	0	0	0	0	0	0				
	Total Non-Promoter- Non Public Shareholding (C)= (C)(1)+(C)(2)		0	0	0	0	0	0	0	0	0	0	0	0	0	0	0	0	0				




Table II- Unclaim Details

Details of Shares which remain unclaimed may be given here along with details such as number of shareholders, outstanding shares held in demat/unclaimed suspense account, voting rights which are frozen etc.	
No. of shareholders	No of share held

Table III- Unclaim Details

Details of Shares which remain unclaimed may be given here along with details such as number of shareholders, outstanding shares held in demat/unclaimed suspense account, voting rights which are frozen etc.	
No. of shareholders	No of share held
12	2450

Table III- Person in Concert

Details of the shareholders acting as persons in Concert including their Shareholding			
Name of shareholder	Name of PAC	No. of share	Holding %
GAGANDEEP CREDIT CAPITAL PRIVATE LIMITED	GAGANDEEP CREDIT CAPITAL PRIVATE LIMITED	687092	5.48
GAGANDEEP CREDIT CAPITAL PRIVATE LIMITED	ANUJ ANANTRAI SHETH & PARUL ANUJ SHETH	566244	4.52
GAGANDEEP CREDIT CAPITAL PRIVATE LIMITED	PRESCIENT SECURITIES PRIVATE LIMITED	215578	1.72
GAGANDEEP CREDIT CAPITAL PRIVATE LIMITED	ANVIL SHARE & STOCK BROKING PRIVATE LIMITED	121000	0.96
SHAMYAK INVESTMENT PRIVATE LIMITED	NEMISH S SHAH & REKHA N SHAH	325000	2.59
SHAMYAK INVESTMENT PRIVATE LIMITED	SHAMYAK INVESTMENT PRIVATE LIMITED	290241	2.31
SHAMYAK INVESTMENT PRIVATE LIMITED	REKHA N SHAH & NEMISH S SHAH	75000	0.60
SHAMYAK INVESTMENT PRIVATE LIMITED	KRUTARTH N SHAH & NEMISH S SHAH & REKHA S SHAH	75000	0.60
SHAMYAK INVESTMENT PRIVATE LIMITED	NEMISH S SHAH	26	0.00

